



● ● ● ● ●  
SOUTHWEST**SOLUTIONS**GROUP  
*business organization systems*

**MODULAR STORAGE AND SUPPLY SYSTEM  
FOR THE HEALTHCARE MARKET**

[www.southwestsolutions.com](http://www.southwestsolutions.com)

**Toll Free 1-800-803-1083**

● ● ● ● ●  
SOUTHWEST**SOLUTIONS**GROUP  
*business organization systems*


***SmartCell® delivers industry leading open wire storage allowing for easy identification of materials, through quickly adjustable storage compartments. Ultimately increasing the efficiency of materials management and nursing staff alike.***



- + Hospital grade chrome plating prevents sharp edges on open wire mesh baskets.
- + Wire mesh baskets prevent the accumulation of dirt and debris, leading to better aseptic practices.
- + 12" and 18" Fine mesh wire baskets come in lengths of 18" and 36" suitable for mounting on louvered panels or cantilever pedestal frame.
- + Four different adjustable dividers provide endless variation to storage space and also create opportunity to implement lean inventory management practices, such as KanBan and Par level systems.
- + Pedestal frames and louvered panels are finished with industrial strength powder coat to enhance the durability and longevity of the finish.
- + Bottom dust shelf/cover provides a barrier and protection to bottom basket contents, maintaining Joint Commission standards.
- + Full length label holders are available, as well as our snap and release label holder that provides color coded storage options for various departments.
- + Optional mobile bracket attaches to pedestal frame and allows the units to be moved for cleaning/maintenance or relocation.

## CASTERS

Casters are mounted to  $\frac{3}{4}$ " steel bar, to provide a larger footprint and prevent units from becoming top heavy. Med-Glide Plus casters resist oxidation and rust, due to their fiber reinforced plastic structure. They require no maintenance for optimum performance and reliability. Caster size is 4" x 1  $\frac{1}{4}$ " with a weight capacity of 330lbs. for static loads and 200lbs for dynamic loads.



## CONSTRUCTION

Cantilever leg frames are constructed from 1" x 2" boxed steel and finished in a cool gray powder coat. The rectangular uprights are notched and numbered on 1" increments to accept the basket hang bar.



## BASKETS

The basket hang bar connects to each upright, providing added security and extra weight capacity over the traditional basket mounted end supports. Baskets are available in fine mesh with  $\frac{1}{2}$ " square openings and a medical grade nickel chrome finish.



## SOLID SHELVES/DUST COVERS

Solid shelves/Dust Covers are constructed from solid, powder coated steel and feature turn down edges to provide additional rigidity.



## LOAD CAPACITY

Carts are rated at 100lbs. per basket, but total cart capacity should not exceed 500lbs. Weight capacity should be evenly distributed along each basket, as well as the unit as a whole.

### 6 BASKETS

SmartCell® Unit comes complete with 1 single sided frame, solid bottom dust shelf, 3-12” deep baskets, 3-18” deep baskets and 6 frame mounted basket hang bars. Add-on units have only 1 frame upright.

\*Mobile brackets and optional accessories sold separately on page 7

PART #	DESCRIPTION	DIMS
HSC186S	SmartCell Starter Unit 18” Wide Single Sided	19.5” x 21.5” x 74”
HSC186A	SmartCell Add-On Unit 18” Wide Single Sided	18.5” x 21.5” x 74”
HSC366S	SmartCell Starter Unit 36” Wide Single Sided	37.5” x 21.5” x 74”
HSC366A	SmartCell Add-On Unit 36” Wide Single Sided	36.5” x 21.5” x 74”

\*Shown with optional Label Holders.



### 12 BASKETS

SmartCell® Unit comes complete with 1 double sided frame, 2 solid bottom dust shelves, 6-12” deep baskets, 6-18” deep baskets and 12 frame mounted basket hang bars. Add-on units have only 1 frame upright.

\*Mobile brackets and optional accessories sold separately on page 7

PART #	DESCRIPTION	DIMS
HSC186S-2	SmartCell Starter Unit, 18” Wide Double Sided	19.5” x 40.5” x 74”
HSC186A-2	SmartCell Add-On Unit 18” Wide Double Sided	18.5” x 40.5” x 74”
HSC366S-2	SmartCell Starter Unit 36” Wide Double Sided	37.5” x 40.5” x 74”
HSC366A-2	SmartCell Add-On Unit 36” Wide Double Sided	36.5” x 40.5” x 74”



Smart Cell® Mobile Units: 1-36”Starter & 1-36” Add-On, Largest Mobile Unit size for movement during cleaning purposes.



### 7 BASKETS

SmartCell® Unit comes complete with 1 single sided frame, solid bottom dust shelf, 4-12” deep baskets, 3-18” deep baskets and 7 frame mounted basket hang bars. Add-on units have only 1 frame upright.

\*Mobile brackets and optional accessories sold separately on page 7

PART #	DESCRIPTION	DIMS
HSC187S	SmartCell Starter Unit 18” Wide Single Sided	19.5” x 21.5” x 74”
HSC187A	SmartCell Add-On Unit 18” Wide Single Sided	18.5” x 21.5” x 74”
HSC367S	SmartCell Starter Unit 36” Wide Single Sided	37.5” x 21.5” x 74”
HSC367A	SmartCell Add-On Unit 36” Wide Single Sided	36.5” x 21.5” x 74”

### 14 BASKETS

SmartCell® Unit comes complete with 1 double sided frame, 2 solid bottom dust shelves, 8-12” deep baskets, 6-18” deep baskets and 14 frame mounted basket hang bars. Add-on units have only 1 frame upright.

\*Mobile brackets and optional accessories sold separately on page 7

PART #	DESCRIPTION	DIMS
HSC187S-2	SmartCell Starter Unit, 18” Wide Double Sided	19.5” x 40.5” x 74”
HSC187A-2	SmartCell Add-On Unit 18” Wide Double Sided	18.5” x 40.5” x 74”
HSC367S-2	SmartCell Starter Unit 36” Wide Double Sided	37.5” x 40.5” x 74”
HSC367A-2	SmartCell Add-On Unit 36” Wide Double Sided	36.5” x 40.5” x 74”



Smart Cell® Mobile Units: 1-36”Starter & 1-36” Add-On, Largest Mobile Unit size for movement during cleaning purposes.

## MESH BASKETS

PART #	DESCRIPTION	DIMS
H1218BSK	Chrome Plus Mesh Basket	12" x 18"
H1818BSK	Chrome Plus Mesh Basket	18" x 18"
H1236BSK	Chrome Plus Mesh Basket	12" x 36"
H1836BSK	Chrome Plus Mesh Basket	18" x 36"




## DUST COVERS/SHELVES

PART #	DESCRIPTION	DIMS
H1218DC	Dust Shelf/Cover	12" x 18"
H1236DC	Dust Shelf/Cover	12" x 36"
H18DC	Dust Shelf/Cover	18" x 18"
H36DC	Dust Shelf/Cover	18" x 36"



## SUTURE SHELVES

PART #	DESCRIPTION	DIMS
H1818BSK-ST	Chrome Plus Suture Shelf	18" x 18"
H1836BSK-ST	Chrome Plus Suture Shelf	18" x 36"



## BASKET HANG BARS

PART #	DESCRIPTION	DIMS
H18HB	Pedestal Frame Hang Bar	18"
H36HB	Pedestal Frame Hang Bar	36"




HOSPITAL GRADE CHROME FINISH. Heavy duty 90° supports on back of basket, for attachment to pedestal frame or louvered panel. One hang bar is required when mounting to pedestal frame

## DIVIDERS

Allow for custom compartmentalization of the SmartCell® basket system. Large and small articles alike are stored in separate compartments, allowing for easy identification and quick retrieval.

PART #	DESCRIPTION	DIMS
HDV36	Chrome Plus Basket Divider	3" x 6"
HDV66	Chrome Plus Basket Divider	6" x 6"
HDV126	Chrome Plus Basket Divider	12" x 6"
HDV186	Chrome Plus Basket Divider	18" x 6"




## FULL LENGTH LABEL HOLDER

PART #	DESCRIPTION	DIMS
LH18CL	Flat Shelf Label Holder	18"
LH36CL	Flat Shelf Label Holder	36"
LHB18CL	Basket Label Holder	18"
LHB36CL	Basket Label Holder	36"


## REUSABLE/SNAP & RELEASE LABEL HOLDERS

PART #	DESCRIPTION	DIMS
LR03BL	Snap and Release Label Holder - Blue(50/pack)	3"
LR03CL	Snap and Release Label Holder - Clear(50/pack)	3"
LR03GR	Snap and Release Label Holder - Green(50/pack)	3"
LR03OR	Snap and Release Label Holder - Orange(50/pack)	3"
LR03PK	Snap and Release Label Holder - Pink(50/pack)	3"
LR03RD	Snap and Release Label Holder - Red(50/pack)	3"
LR03YL	Snap and Release Label Holder - Yellow(50/pack)	3"



## MOBILE BRACKETS & CASTERS

PART #	DESCRIPTION	DIMS
HM18BR	Single Sided Mobile Bracket	18"
HM36BR	Double Sided Mobile Bracket	36"
HMOB18BR	Single Sided Mobile Kit	18" x 5" x 1.25"
HMOB36BR	Double Sided Mobile Kit	36" x 5" x 1.25"
H-4CB-MED	Med-Glide Caster w/ Brake	4" x 1.25"




### LOUVERED PANEL AND ACCESSORIES

PART #	DESCRIPTION	DIMS
HSC1819LP	Louvered Panel	18" x 19"
HSC3619LP	Louvered Panel	36" x 19"
HSC3661LP	Louvered Panel	36" x 61"
HSC1861LP	Louvered Panel	18" x 61"
HSCSPIKE-12	Equipment Spike - Heavy Duty	12"
HSCLPBKT	Dust Shelf/Flat Shelf Brackets(1 Pair)	(N/A)

\*Contact Technibilt for frame mounted Louvered Panel Systems

### STARTER & ADD-ON FRAMES

PART #	DESCRIPTION	DIMS
H-S1874	18" Single Sided Starter Frame	19.5" x 21.5" x 74"
H-A1874	18" Single Sided Add-On Frame	18.5" x 21.5" x 74"
H-S3674	36" Single Sided Starter Frame	37.5" x 21.5" x 74"
H-A3674	36" Single Sided Add-On Frame	36.5" x 21.5" x 74"
H-S1874-2	18" Double Sided Starter Frame	19.5" x 40.5" x 74"
H-A1874-2	18" Double Sided Add-On Frame	18.5" x 40.5" x 74"
H-S3674-2	36" Double Sided Starter Frame	37.5" x 40.5" x 74"
H-A3674-2	36" Double Sided Add-On Frame	36.5" x 40.5" x 74"



STARTER & ADD-ON FRAME

STARTER FRAME





SOUTHWEST **SOLUTIONS** GROUP

*business organization systems*

[www.southwestsolutions.com](http://www.southwestsolutions.com)

**Toll Free 1-800-803-1083**